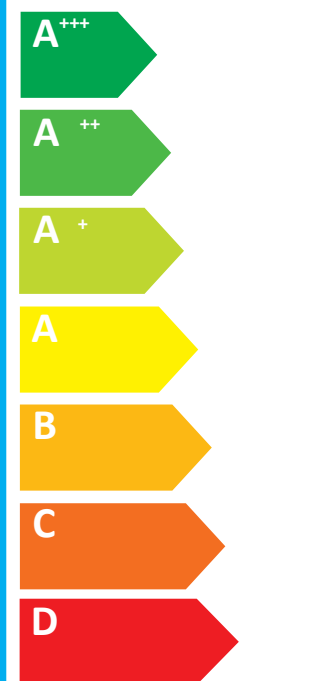




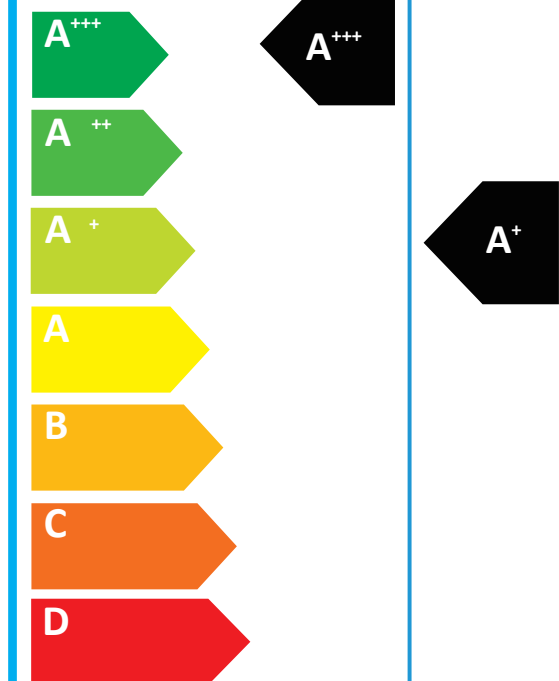
**ENERG** Y IJA  
енергия · ενεργεια IE IA

**Haier**


AS68DAHRA-4/1U68MRAFRA-4



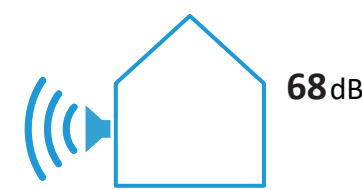
kW 6,2  
SEER 6,7  
kWh/annum 324



kW 4,2      4,6      X  
SCOP 5,1      4,0      X  
kWh/annum 1153      1610      X



64 dB



68 dB



ENERGIA · ЕНЕРГИЯ · ΕΝΕΡΓΕΙΑ · ENERGIJA · ENERGY · ENERGIE · ENERGI

626/2011

**Haier**

General information													
Supplier		Haier Air conditioning											
Outdoor unit		1U25S2SM1-FA-2	1U35S2SM1-FA-2	1U25S2SM1-FA-2	1U35S2SM1-FA-2	1U25S2SM1-FA-2	1U35S2SM1-FA-2	1U25S2SM1-FA-2	1U35S2SM1-FA-2	1U25MEHF-RA-1	1U35MEHF-RA-1	1U25YEFF-RA-2	
Indoor unit		AS25S2SF1FA-MB3	AS35S2SF1FA-MB3	AS25S2SF1FA-3	AS35S2SF1FA-3	AS25S2SF1FA-BH	AS35S2SF1FA-BH	AS25S2SF1FA-MW3	AS35S2SF1FA-MW3	-	-	-	
Sound power	Outdoor unit	dB	59	61	59	61	59	61	59	61	62	63	
	Indoor unit	dB	53	55	53	55	53	55	53	55	54	55	
Refrigerant	Type		R32	R32	R32	R32	R32	R32	R32	R32	R32	R32	
	GWP	kgCO <sub>2</sub> eq	675	675	675	675	675	675	675	675	675	675	
Refrigerant leakage contributes to climate change. Refrigerant with lower global warming potential ( GWP ) would contribute less to global warming than a refrigerant with higher GWP, if leaked to the atmosphere. This appliance contains a refrigerant fluid with a GWP equal to 675. This means that if 1 kg of this refrigerant fluid would be leaked to the atmosphere, the impact on global warming would be 675 times higher than 1 kg of CO <sub>2</sub> , over a period of 100 years. Never try to interfere with the refrigerant circuit yourself or disassemble the product yourself and always ask a professional.													
Cooling mode													
cooling performance	SEER		8.5	8.5	8.5	8.5	8.5	8.5	8.5	8.5	6.1	6.4	
	Energy class		A+++	A+++	A+++	A+++	A+++	A+++	A+++	A+++	A++	A++	
	Qce	kWh/year	107	144	107	144	107	144	107	144	149	197	
	Energy consumption is based on standard test results. Actual energy consumption will depend on how the appliance is used and where it is located.												
	Pdesignc	kW	2.6	3.5	2.6	3.5	2.6	3.5	2.6	3.5	2.6	3.6	
Heating mode: Average climate													
Heating performance	Pdesignh temperature	°C	-10	-10	-10	-10	-10	-10	-10	-10	-10	-10	
	SCOP		4.6	4.6	4.6	4.6	4.6	4.6	4.6	4	4.1	4	
	Energy class		A++	A++	A++	A++	A++	A++	A++	A+	A+	A+	
	Qhe	kWh/year	731	854	731	854	731	854	731	854	840	1092	
	Energy consumption is based on standard test results. Actual energy consumption will depend on how the appliance is used and where it is located.												
Pdesignh	kW	2.4	2.8	2.4	2.8	2.4	2.8	2.4	2.8	2.4	3.2		
Back-up heating capacity	kW	0.35	0.4	0.35	0.4	0.35	0.4	0.35	0.4	0.34	0.6		
Heating mode: Warm climate													
Heating performance	Pdesignh temperature	°C	2	2	2	2	2	2	2	2	2	2	
	SCOP		5.1	5.1	5.1	5.1	5.1	5.1	5.1	5.1	5.1	5.1	
	Energy class		A+++	A+++	A+++	A+++	A+++	A+++	A+++	A+++	A+++	A+++	
	Qhe	kWh/year	631	768	631	768	631	768	631	768	549	769	
	Energy consumption is based on standard test results. Actual energy consumption will depend on how the appliance is used and where it is located.												
Pdesignh	kW	2.3	2.8	2.3	2.8	2.3	2.8	2.3	2.8	2	2.8		
Back-up heating capacity	kW	0	0	0	0	0	0	0	0	0	0		
Heating mode: Cold climate													
Heating performance	Pdesignh temperature	°C	-	-	-	-	-	-	-	-	-	-	
	SCOP		-	-	-	-	-	-	-	-	-	-	
	Energy class		-	-	-	-	-	-	-	-	-	-	
	Qhe	kWh/year	-	-	-	-	-	-	-	-	-	-	
	Energy consumption is based on standard test results. Actual energy consumption will depend on how the appliance is used and where it is located.												
Pdesignh	kW	-	-	-	-	-	-	-	-	-	-		
Back-up heating capacity	kW	-	-	-	-	-	-	-	-	-	-		

General information													
Supplier		Haier Air conditioning											
Outdoor unit		1U68WEGFRA	1U25YEG-FRA-H1	1U35YEG-FRA-H1	1U35MEEFRA-H	1U25S2SM-1FA-2	1U35S2SM-1FA-2	1U25S2SM-1FA-2	1U35S2SM-1FA-2	1U50KEF-FRA-1	1U50KEF-FRA-1	1U25YERFRA	
Indoor unit		AS68PDAHRA	AS25PBAHRA	AS35PBAHRA	AS35TADHRA-CLC	AS25S2SF1FA-LW	AS35S2SF1FA-LW	AS25XCAHRA	AS35XCAHRA	AS50S2SF1FA-WH	AS50S2SF2FA-3	AS25RHBHRA	
Sound power	Outdoor unit	dB	68	62	63	63	59	61	59	61	63	63	
	Indoor unit	dB	62	54	56	55	53	55	56	57	57	54	
Refrigerant	Type		R32	R32	R32	R32	R32	R32	R32	R32	R32	R32	
	GWP	kgCO <sub>2</sub> eq	675	675	675	675	675	675	675	675	675	675	
Refrigerant leakage contributes to climate change. Refrigerant with lower global warming potential ( GWP ) would contribute less to global warming than a refrigerant with higher GWP, if leaked to the atmosphere. This appliance contains a refrigerant fluid with a GWP equal to 675. This means that if 1 kg of this refrigerant fluid would be leaked to the atmosphere, the impact on global warming would be 675 times higher than 1 kg of CO <sub>2</sub> , over a period of 100 years. Never try to interfere with the refrigerant circuit yourself or disassemble the product yourself and always ask a professional.													
Cooling mode													
cooling performance	SEER		6.8	6.1	6.1	6.4	8.5	8.5	8.8	8.5	7.2	7.2	
	Energy class		A++	A++	A++	A++	A+++	A+++	A+++	A+++	A++	A++	
	Qce	kWh/year	350	149	201	197	107	144	111	144	253	253	
	Energy consumption is based on standard test results. Actual energy consumption will depend on how the appliance is used and where it is located.												
	Pdesignc	kW	6.8	2.6	3.5	3.6	2.6	3.5	2.8	3.5	5.2	5.2	
Heating mode: Average climate													
Heating performance	Pdesignh temperature	°C	-10	-10	-10	-10	-10	-10	-10	-10	-10	-10	
	SCOP		4	4	4	4.1	4.6	4.6	4.75	4.75	4.6	4.6	
	Energy class		A+	A+	A+	A+	A++	A++	A++	A++	A++	A+	
	Qhe	kWh/year	1960	840	980	1092	731	854	737	825	1400	1400	
	Energy consumption is based on standard test results. Actual energy consumption will depend on how the appliance is used and where it is located.												
Pdesignh	kW	5.6	2.4	2.8	3.2	2.4	2.8	2.5	2.8	4.6	4.6		
Back-up heating capacity	kW	1.1	0.48	0.6	0.6	0.35	0.4	0.45	0.4	0.8	0.8		
Heating mode: Warm climate													
Heating performance	Pdesignh temperature	°C	2	2	2	2	2	2	2	2	2	2	
	SCOP		5.1	5.1	5.1	5.1	5.1	5.1	5.1	5.1	5.1	4.6	
	Energy class		A+++	A+++	A+++	A+++	A+++	A+++	A+++	A+++	A+++	A++	
	Qhe	kWh/year	1538	549	741	769	631	768	631	714	1318	1318	
	Energy consumption is based on standard test results. Actual energy consumption will depend on how the appliance is used and where it is located.												
Pdesignh	kW	5.6	2	2.7	2.8	2.3	2.8	2.3	2.6	4.8	4.8		
Back-up heating capacity	kW	0	0	0	0	0	0	0	0	0	0		
Heating mode: Cold climate													
Heating performance	Pdesignh temperature	°C	-	-	-	-	-	-	-	-	-	-	
	SCOP		-	-	-	-	-	-	-	-	-	-	
	Energy class		-	-	-	-	-	-	-	-	-	-	
	Qhe	kWh/year	-	-	-	-	-	-	-	-	-	-	
	Energy consumption is based on standard test results. Actual energy consumption will depend on how the appliance is used and where it is located.												
Pdesignh	kW	-	-	-	-	-	-	-	-	-	-		
Back-up heating capacity	kW	-	-	-	-	-	-	-	-	-	-		

此框内由厂家印说明书专用号一维码(厂家生成), 宽51\*高12mm. 此绿框仅用于定位, 实际印刷时删掉。

General information														
Supplier		Haier Air conditioning												
Outdoor unit		1U50MERFRA	1U68MRAFRA	1U68WEGFRA-C	1U68WEGFRA-THC	1U25YEPFRA-FRE	1U35MEPFRA-FRE	1U25YESFRA-RA-3	1U35YESFRA-RA-3	1U50MERFRA-3	1U68MRAFRA-3	1U35YESFRA-RA-4	1U50MERFRA-4	
Indoor unit		AS50RCBHRA	AS68RDAHRA	AS68TRHRA-C	AS68TRHRA-THC	AS25PBPHRA-FRE	AS35PBPHRA-FRE	AS25RBAHRA-RA-3	AS35RBAHRA-RA-3	AS50RCBHRA-3	AS68RDAHRA-3	AS35RBAHRA-RA-4	AS50RCBHRA-4	
Sound power	Outdoor unit	dB	65	68	68	68	62	65	62	64	65	68	65	
	Indoor unit	dB	60	64	64	64	56	60	57	59	60	64	60	
Refrigerant	Type		R32	R32	R32	R32	R32	R32	R32	R32	R32	R32	R32	
	GWP	kgCO <sub>2</sub> eq	675	675	675	675	675	675	675	675	675	675	675	
Refrigerant leakage contributes to climate change. Refrigerant with lower global warming potential ( GWP ) would contribute less to global warming than a refrigerant with higher GWP, if leaked to the atmosphere. This appliance contains a refrigerant fluid with a GWP equal to 675. This means that if 1 kg of this refrigerant fluid would be leaked to the atmosphere, the impact on global warming would be 675 times higher than 1 kg of CO <sub>2</sub> , over a period of 100 years. Never try to interfere with the refrigerant circuit yourself or disassemble the product yourself and always ask a professional.														
Cooling mode														
cooling performance	SEER		6.3	6.7	6.8	6.8	8.5	8.5	6.5	6.1	6.3	6.7	6.1	6.3
	Energy class		A++	A++	A++	A++	A+++	A+++	A++	A++	A++	A++	A++	A++
	Qce	kWh/year	267	324	350	350	111	136	145	184	267	324	184	267
	Energy consumption is based on standard test results. Actual energy consumption will depend on how the appliance is used and where it is located.													
	Pdesignc	kW	4.8	6.2	6.8	6.8	2.7	3.3	2.7	3.2	4.8	6.2	3.2	4.8
Heating mode: Average climate														
Heating performance	Pdesignh temperature	°C	-10	-10	-10	-10	-10	-10	-10	-10	-10	-10	-10	-10
	SCOP		4	4	4	4	4.6	4.6	4	4	4	4	4	
	Energy class		A+	A+	A+	A+	A++	A++	A+	A+	A+	A+	A+	
	Qhe	kWh/year	1260	1610	1960	1960	730	852	910	1050	1260	1610	1050	1260
	Energy consumption is based on standard test results. Actual energy consumption will depend on how the appliance is used and where it is located.													
Pdesignh	kW	3.6	4.6	5.6	5.6	2.4	2.8	2.6	3	3.6	4.6	3	3.6	
Back-up heating capacity	kW	0.5	1.05	1.1	1.1	0.6	0.46	0.5	0.6	0.5	1.05	0.6	0.5	
Heating mode: Warm climate														
Heating performance	Pdesignh temperature	°C	2	2	2	2	2	2	2	2	2	2	2	
	SCOP		5.1	5.1	5.1	5.1	5.1	5.1	5.1	5.1	5.1	5.1	5.1	
	Energy class		A+++	A+++	A+++	A+++	A+++	A+++	A+++	A+++	A+++	A+++	A+++	
	Qhe	kWh/year	824	1153	1538	1538	686	769	604	686	824	1153	686	824
	Energy consumption is based on standard test results. Actual energy consumption will depend on how the appliance is used and where it is located.													
Pdesignh	kW	3	4.2	5.6	5.6	2.5	2.8	2.2	2.5	3	4.2	2.5	3	
Back-up heating capacity	kW	0	0	0	0	0	0	0	0	0	0	0	0	
Heating mode: Cold climate														
Heating performance	Pdesignh temperature	°C	-	-	-	-	-	-	-	-	-	-	-	
	SCOP		-	-	-	-	-	-	-	-	-	-	-	
	Energy class		-	-	-	-	-	-	-	-	-	-	-	
	Qhe	kWh/year	-	-	-	-	-	-	-	-	-	-	-	
	Energy consumption is based on standard test results. Actual energy consumption will depend on how the appliance is used and where it is located.													
Pdesignh	kW	-	-	-	-	-	-	-	-	-	-	-	-	
Back-up heating capacity	kW	-	-	-	-	-	-	-	-	-	-	-	-	

General information													
Supplier		Haier Air conditioning											
Outdoor unit		1U68MRAFRA-4	1U25YEG-FRA-PRO	1U35YEG-FRA-PRO	1U50MEG-FRA-PRO	1U71WEG-FRA-PRO	1U25YESFRA-5	1U35YESFRA-5	1U50MEGFRA-5	1U68WEGFRA-5	1U25YEPFRA-H	1U35MEPFRA-H	
Indoor unit		AS68RDAHRA-4	AS25PBAHRA-PRO	AS35PBAHRA-PRO	AS50P-DAHRA-PRO	AS71PDAHRA-PRO	AS25RBAHRA-5	AS35RBAHRA-5	AS50RDAHRA-5	AS68RDAHRA-5	AS25PBPHRA-PRE	AS35PBPHRA-PRE	
Sound power	Outdoor unit	dB	68	62	63	65	68	62	64	65	68	65	
	Indoor unit	dB	64	54	56	57	62	57	59	57	62	56	60
Refrigerant	Type		R32	R32	R32	R32	R32	R32	R32	R32	R32	R32	
	GWP	kgCO <sub>2</sub> eq	675	675	675	675	675	675	675	675	675	675	
Refrigerant leakage contributes to climate change. Refrigerant with lower global warming potential ( GWP ) would contribute less to global warming than a refrigerant with higher GWP, if leaked to the atmosphere. This appliance contains a refrigerant fluid with a GWP equal to 675. This means that if 1 kg of this refrigerant fluid would be leaked to the atmosphere, the impact on global warming would be 675 times higher than 1 kg of CO <sub>2</sub> , over a period of 100 years. Never try to interfere with the refrigerant circuit yourself or disassemble the product yourself and always ask a professional.													
Cooling mode													
cooling performance	SEER		6.7	6.1	6.1	7	6.8	6.5	6.1	7	6.8	8.5	8.5
	Energy class		A++	A++	A++	A++	A++	A++	A++	A++	A++	A+++	A+++
	Qce	kWh/year	324	149	201	250	350	145	184	250	350	111	136
	Energy consumption is based on standard test results. Actual energy consumption will depend on how the appliance is used and where it is located.												
	Pdesignc	kW	6.2	2.6	3.5	5	6.8	2.7	3.2	5	6.8	2.7	3.3
Heating mode: Average climate													
Heating performance	Pdesignh temperature	°C	-10	-10	-10	-10	-10	-10	-10	-10	-10	-10	-10
	SCOP		4	4	4	4.1	4	4	4	4.1	4	4.6	4.6
	Energy class		A+	A+	A+	A+	A+	A+	A+	A+	A+	A++	A++
	Qhe	kWh/year	1610	840	980	1571	1960	910	1050	1571	1960	730	852
	Energy consumption is based on standard test results. Actual energy consumption will depend on how the appliance is used and where it is located.												
Pdesignh	kW	4.6	2.4	2.8	4.6	5.6	2.6	3	4.6	5.6	2.4	2.8	
Back-up heating capacity	kW	1.05	0.48	0.6	0.6	1.1	0.5	0.6	0.6	1.1	0.6	0.46	
Heating mode: Warm climate													
Heating performance	Pdesignh temperature	°C	2	2	2	2	2	2	2	2	2	2	
	SCOP		5.1	5.1	5.1	5.1	5.1	5.1	5.1	5.1	5.1	5.1	
	Energy class		A+++	A+++	A+++	A+++	A+++	A+++	A+++	A+++	A+++	A+++	
	Qhe	kWh/year	1153	549	741	1125	1538	604	686	1125	1538	686	769
	Energy consumption is based on standard test results. Actual energy consumption will depend on how the appliance is used and where it is located.												
Pdesignh	kW	4.2	2	2.7	4.1	5.6	2.2	2.5	4.1	5.6	2.5	2.8	
Back-up heating capacity	kW	0	0	0	0	0	0	0	0	0	0	0	
Heating mode: Cold climate													
Heating performance	Pdesignh temperature	°C	-	-	-	-	-	-	-	-	-	-	
	SCOP		-	-	-	-	-	-	-	-	-	-	
	Energy class		-	-	-	-	-	-	-	-	-	-	
	Qhe	kWh/year	-	-	-	-	-	-	-	-	-	-	
	Energy consumption is based on standard test results. Actual energy consumption will depend on how the appliance is used and where it is located.												
Pdesignh	kW	-	-	-	-	-	-	-	-	-	-	-	
Back-up heating capacity	kW	-	-	-	-	-	-	-	-	-	-	-	

此框内由厂家印说明书专用号一维码 ( 厂家生成 ) , 宽51\*高12mm。此绿框仅用于定位, 实际印刷时删掉。